



UNITY & VARIETY Project

- Divide your paper in 8 individual sections.
- Unify the work by using one or more elements of art (line, shape, color, light/shading . . .) throughout the piece.
- Find ways to add variety in the ways that you use your unifying element(s) of art.

Here are some fantastic student examples to inspire you!



- #1: Unified with color (yellow, green, and blue) & line. Variety with line, space & shape.
#2: Unified with light/value. Variety with space.
#3: Unified with shape (circles) and line (rounded). Variety with space & color.
#4: Unified with shape (circles) and line (rounded). Variety with space & color.
#5 Unified with shape (rectangles & squares) and line (straight lines). Variety with space & color.
#6: Unified with color (red, green, and blue) & line. Variety with line, space, & shape

BALANCE Project

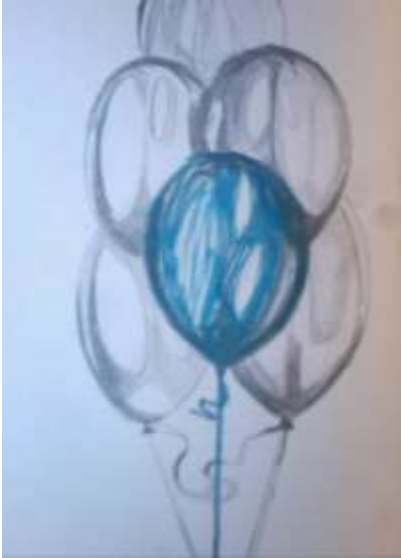
- Create a composition that demonstrates ASYMMETRICAL visual balance.
- You can make a snowflake, a butterfly, a fall leaf, or an original design.
- First, draw (or imagine) a vertical line going down the center of your paper.
- Then, try to equalize the weight on the left and right sides using the guidelines described in the lesson.



Here are some fantastic student examples of Asymmetrical Balance!

EMPHASIS & SUBORDINATION Project

- Create a drawing from the photograph below or any subject of your choice.
- First, use your pencil to sketch the outline.
- Next, shade the gray and black areas.
- Finally, create emphasis by coloring only ONE small shape with a bright color.



Here are some exceptional student examples to inspire you!

SCALE & PROPORTION Project

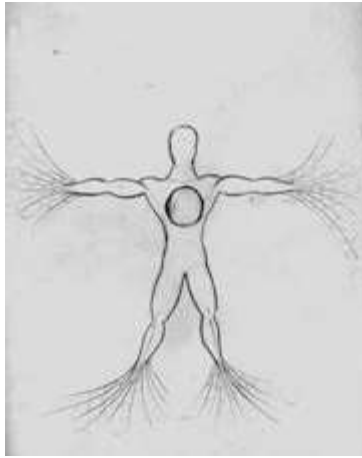
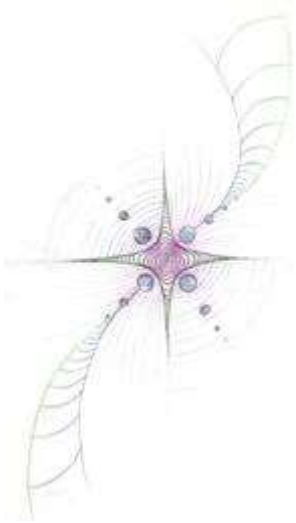
- Draw yourself as you appear in the back of the spoon.
- Play around with your reflection to distort your facial proportions.



* Here are some wonderful examples by previous students!

RHYTHM Project

- Create an original design that demonstrates Rhythm using repetition of at least two elements of art (line, shape, etc.).
- Try to use repeated elements or pattern to create a sense of direction flow within the composition.



* These exceptional examples were done by former students!